

# C-1540S

## CONE CRUSHER



Cone Head Diameter: 1000mm (40")

Net Engine Power: Tier 3/Stage IIIA:

Tier 4F:

Stage V:

Portability:

Tracked

Operating Weight: 33,100kg (72,973lbs) (without options)

Caterpillar C9 Acert 261kW (350hp)

Scania DC09 257kW (350hp)

Scania DC09 257kW (350hp)

STRONG **HERITAGE**, STRONG **FUTURE**

 **FINLAY**<sup>®</sup>  
A TEREX BRAND

# SPECIFICATION

## HOPPER / FEEDER

Hopper capacity: 5m<sup>3</sup> (6.5yd<sup>3</sup>)

Feed height: 2.8m (9' 2")

Feed height with optional hopper extensions: 3.2m (10' 6")

Hopper fabricated 10mm wear resistant steel plate

Hopper Width at rear: 2.1m (6' 10")

Hopper Width at rear with optional hopper extensions: 3.7m (12' 2")

Belt Spec: Plain

Belt Width: 1.05m (42")

Speed range: Variable, 0 - 32 m/min (0 - 105 ft/min)

Working Angle: 21°

Drive: Hydraulic variable speed drive via gearbox

Drop down rear door for auxiliary crusher feed

Crash bar fitted to reduce impact load on feed conveyor

Rubber covered impact rollers fitted

Hydraulic retraction system for ease of movement between transport and working modes

Full length skirting to head drum

Tapered hopper and side barge boards to aid material flow

Automatic variable speed conveyor ensures maximum output from plant

Metal detection system with 'auto-stop' feature is suitable for detecting steel and manganese steel contained in the feed material

Controllable discharge system to purge metal contaminants. This feature allows the operator to clear metal from the feed conveyor when it is detected. The contaminated material is dumped to the side of the machine. This can be done on the main control panel or remotely via the optional radio remote.

## CONE CHAMBER

Terex 1000mm (40") cone chamber

Cone Counter Shaft Speed Range: 915 - 1015 rpm

Variable speed control settings for producing a quality aggregate

Long throw fitted on standard configuration

Drive arrangement: Direct drive via clutch and v-belts

'On the fly' hydraulically adjustable closed side setting with monitoring system

Mantle/concave wear indicator

Hydraulic overload protection with automatic reset. This allows the upper frame to lift up, to permit the passage of tramp iron and other un-crushable material. The system then automatically returns the upper frame to its original position

## CONE CHAMBER continued

Unrestricted feed opening reduces blockages, bridging and maximizes output

Independent cone oil lubrication tank with separate oil cooler

Level sensor fitted over inlet feed box maintains the optimum choke feed condition hence maximizing the reduction and manganese life


Dust suppression fitted at cone inlet and outlet



Hopper and Feeder



Cone Chamber



Cone Chamber



Concave	Maximum Feed Size	Maximum CSS	Minimum Recommended CSS
Medium Coarse	160mm (6 5/16")	36mm (1 7/16")	19mm (3/4")
Coarse	175mm (6 7/8")	36mm (1 7/16")	19mm (3/4")
Extra Coarse	195mm (7 11/16")	36mm (1 7/16")	22mm (7/8")
Sand	63mm (2 1/2")	32mm (1 1/4")	13mm (1/2")

\*Note: Minimum Recommended CSS subject to feed conditions

## MAIN CONVEYOR

Belt Width: 900mm (36")

Belt Spec: Plain

Working Angle: 21°

Speed: 105 - 115 m/min (344 - 377 ft/min)

Discharge Height: 3.3m (10' 10")

Impact bars and wear resistant liners at feed point

High spec scraper at head drum

Dust suppression: fitted with hose and spraybars as standard (no pump supplied)

Full length skirting to head drum

Dust covers (optional)

Standard Stockpile capacity: 53.5m<sup>3</sup> (70yds<sup>3</sup>) @ 40°

## POWERPACK

Tier 3 / Stage IIIA : Caterpillar C9 ACERT

Engine Power: 261kW (350hp)

Engine Speed: 1750 - 1900rpm

Tier 4F: Scania DC09

Engine Power: 257kW (350hp)

Engine Speed: 1450 - 1600rpm

Stage V: Scania DC09

Engine Power: 257kW (350hp)

Engine Speed: 1450-1600rpm

## TANK CAPACITIES

Hydraulic Tank: 380 litres / 83 UK gal / 100 US gal

Fuel Tank: 740 litres / 162 UK gal / 195 US gal

Urea Tank: 60 litres / 13 UK gal / 15 US gal



Main Conveyor



Scania Engine



Cat Engine

## UNDERCARRIAGE

Shoe Width: 400mm (15")

Sprocket Centres: 3.24m (10' 8")

Tracking Speed: 1.3 km/h

Gradeability: 25°

## TOOL BOX

Mounted lockable toolbox

Tool kit supplied

Two grease guns supplied – one for machine, one for cone

## CHUTES

Quick release cone feed box for cone wear part changes

Cone chamber feed box fabricated in 6mm mild steel plate

Cone chamber discharge chute fabricated in 5mm mild steel plate with 15mm wear resistant steel liners fitted at impact point

Contamination chute fabricated in 6mm mild steel plate

## CONTROL SYSTEM

Advanced CANBUS compliant system

Large colour display screen

Main menu consists of five modes:

Automatic mode: For automatically starting the machine in a set sequence

Track mode: For moving machine

Setup mode: For folding / setting up machine

Cone setup mode: For testing / setting of cone

Configuration mode: For testing / setting individual components / monitoring engine performance and faults / monitoring machine faults

User friendly incremental selection of feeder and crusher speed, enable the operator to achieve the optimal throughput and product shape

The main control panel is mounted to the side of the machine in a lockable compartment

Detachable umbilical control for tracking

## PLATFORMS

Galvanised catwalks and ladders for full maintenance and service access

Catwalks on both sides of the machine

Compact folding for transport

Feed conveyor access platform (optional)

## REMOTE CONTROL UNIT (OPTIONAL)

Full function radio remote unit:

- Auto start / stop
- Feed conveyor start / stop
- Metal purge sequence
- Tracking



UnderCarriage



Control System



Platforms



Remote Control Unit (Optional)

## STANDARD FEATURES

### ENGINE:

Tier 3 / Stage IIIA: Caterpillar C9 ACERT 261kW (350hp)

Tier 4 Final: Scania DC09 257kW (350hp)

Stage V: Scania DC09 257kW (350hp)

### CONE CHAMBER:

Terex TC1000

Long throw eccentric, medium coarse concave (max feed size 160mm)

Direct drive via clutch

### HOPPER / FEEDER:

Fixed wear resistant hopper

Belt width: 1050mm (42")

Metal detector & Metal contaminants purge system

### MAIN CONVEYOR:

Belt width: 900mm (36")

### CLIMATE SPEC:

Standard oils (Recommended for ambient temperatures between -5 to +30°C)

### DUST SUPPRESSION:

Piped for dust suppression c/w spraybars

### ELECTRICAL:

Emergency stops

Hand held track control set with connection lead

T-Link Telemetry System fitted c/w 7 years data subscription

### GENERAL:

Safety guards in compliance to machinery directive

## OPTIONAL EQUIPMENT

Extra coarse concave - max feed size 195mm (check lead time) <sup>1</sup>

Coarse concave - max feed size 175mm (check lead time) <sup>1</sup>

Sand concave - max feed size 63mm (check lead-time) <sup>1</sup>

(RECOMMENDED TO TAKE SHORT THROW ECCENTRIC OPTION)

Short throw eccentric (check lead time) <sup>1</sup>

Camera & Viewing screen

Hydraulic hopper extensions

Feed conveyor access platform

Dust covers

Belt weigher

Dust hood including Dust Covers (Note :- 3.8m transport height if fitted)

Stockpile level sensor

Hot climate lubrication kit (Recommended for ambient temperatures between +15 to +50°C)

Cold climate lubrication kit (Recommended for ambient temperatures between -20 to +30°C)

Hot climate cooler pack c/w hot climate lubrication kit (Recommended for ambient temperatures >+35°C)

Electric driven water pump

Electric Re-fuelling pump

Radio remote system

Control panel positive air pressurization

Lighting mast

Base System, contains all hardware, 2 x Cameras and tablet with attachments

Crusher expansion kit, contains all hardware and 2 x cameras



**Powerpack**

- ▶ Tier 3 / Stage IIIA : Caterpillar C9 ACERT  
Engine Power: 261kW (350hp)  
Engine Speed: 1750 rpm - 1900 rpm
- ▶ Tier 4F: Scania DC09  
Engine Power: 257kW (350hp)  
Engine Speed: 1450 rpm - 1600 rpm
- ▶ Stage V: Scania DC09  
Engine Power: 257kW (350hp)  
Engine Speed: 1450 rpm - 1600 rpm

**Cone Chamber**

- ▶ Terex 1000mm (40") cone chamber
- ▶ Cone counter shaft Speed Range: 915-1010 rpm
- ▶ Variable speed control settings for producing a quality aggregate
- ▶ 'On the fly' hydraulically adjustable closed side setting with monitoring system

**Hopper / Feeder**

- ▶ Hopper capacity: 5m<sup>3</sup> (6.5yd<sup>3</sup>)
- ▶ Hopper fabricated 10mm wear resistant steel plate
- ▶ Width at rear: 2.1m (6' 10")
- ▶ Belt Spec: Plain
- ▶ Belt Width: 1.05m (42")
- ▶ Speed range: variable, 0 - 32 m/min (0 - 105 ft/min)
- ▶ Working Angle: 21°
- ▶ Drop down rear door for auxiliary crusher feed
- ▶ Crash bar fitted to reduce impact load on feed conveyor

**Metal Detector**

**Main Conveyor**

- ▶ Belt: 900mm (36")
- ▶ Belt Spec: Plain
- ▶ Working Angle: 21°
- ▶ Discharge Height: 3.3m (10' 10")
- ▶ Impact bars and wear resistant liners at feed point
- ▶ Dust suppression: fitted with hose and spraybars as standard (no pump supplied)
- ▶ Standard Stockpile capacity: 53.5m<sup>3</sup> (70yds<sup>3</sup>) 40°


**Undercarriage**

- ▶ Shoe Width: 400mm (16")
- ▶ Sprocket Centres: 3.24m (10' 8")
- ▶ Tracking Speed: 1.3 km/h
- ▶ Gradeability: 25°


**Metal Contaminants  
Purge Chute**



## TRANSPORT DIMENSIONS



## WORKING DIMENSIONS



**MACHINE WEIGHT:** 33,100kg (72,973lbs)  
without options

34,150kg (75,288lbs)  
with optional hopper extensions and main conveyor dust hood and covers

For further information on specific machine weight configurations please consult Terex Finlay



